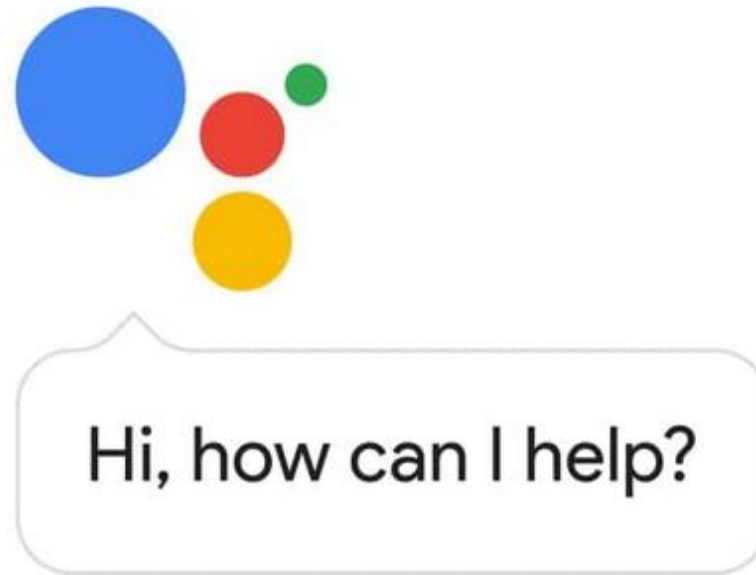


Creating a Google Action for the Automotive Classroom



Presented by Michael Gray



Download this Presentation



www.AutoUpkeep.com/presentations



Essential Questions

- What is an Action on Google?
- How can Actions on Google be used in the Automotive Classroom?
- Who can access Actions on Google?
- How do you create Actions on Google?
- How do you develop Actions on Google without coding?



Actions on Google

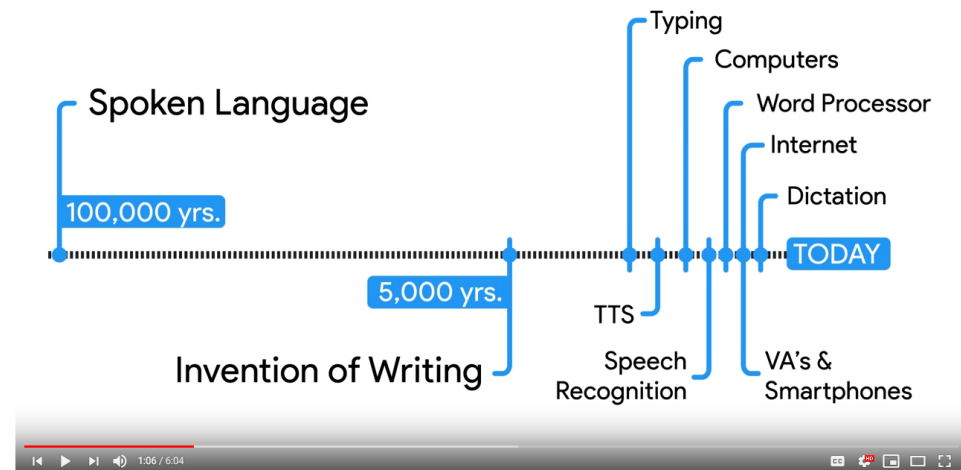
This presentation will focus on four areas:

- Defining Actions on Google
- Identifying Existing Actions on Google
- Collaborating to Develop Actions on Google
- Accessing and Testing Out Actions on Google



What is a Google Action?

- “Actions let users get things done through a conversational interface...”



YouTube Video – Watch from 0:00 to 1:16

<https://www.youtube.com/watch?v=MSUPVbbhIGA>

Source: <https://developers.google.com/actions/sdk/>



Use in the Classroom

- Please see my other presentation titled “The Connected Classroom” if you have questions about:
 - Whether Google Actions are a Useful Tool or Privacy Problem
 - Past Issues Regarding Privacy
 - The Family Rights and Privacy Act (FERPA)
 - Children’s Online Privacy and Protection Act (COPPA)



What is the Google Assistant Directory?

- The Google Assistant Directory has over 1 million actions to help users with:
 - Tasks and To-Do Lists
 - Communication
 - Local Information
 - Quick Answers
 - Music and News
 - Games and More



Hi, how can I help?

 Search over 1 million actions to try

<https://assistant.google.com/explore>



Where can you access the Google Assistant?



On your phone



On your speaker



On your smart display



In your car



On your TV



On your laptop



On your watch



More devices

Source: <https://assistant.google.com/>



Yes, the Google Assistant Works on Android and iPhones



Fill in a Google Sheet, Create an Action

Create Actions for the Google Assistant without writing a single line of code. Fill in a Google Sheet and build a finished Action within minutes.

- Trivia
- Personality Quiz
- Flash Cards
- How-to Videos

Source: <https://developers.google.com/actions/templates/>



Let's Create an ASE Test using the Trivia Template

- Trivia – Good for multiple choice and ASE style questions – up to 4 answer choices are allowed



YouTube Video – Time 4:45 - <https://www.youtube.com/watch?v=4AO11tZrgMI&t=2s>



Step 1 – New Project

- Click on “New Project” from the Actions Console
- Give the New Project a Name
- Click on “Create Project”

New Project

Project Name

Choose a language for your Actions project (you can add more languages later) English ▾

Choose your country or region United States ▾

[Cancel](#) [Create project](#)



Step 2 – Choose a Development Experience

- Click on Templates

Welcome to your new project!
Get started on building by choosing a development experience

 Games & fun Play trivia games Tell jokes Get my fortune	 Home control Control lighting Control appliances & televisions Control home security	 Kids & family Tell a story Play trivia Take a quiz	 Food & drink Find food recipes Order food Get nutrition facts
 Shopping Manage shopping lists Shop groceries Check prices	 Business & finance Check financial markets Get info about businesses Check balances	 Health & fitness Get info about health & medicine Track exercise Diagnose symptoms	 Social & communication Make phone calls Manage messages Make video calls
More options			
 Templates Use Google Sheets to build Actions without any code	 Actions SDK Use command-line interface tools to create your Actions	 Device registration Enable Google Assistant for your hardware	 Conversational Build a customized conversational experience






Step 3 – Choose a Template

- Click on Trivia


Choose a template

[Back](#)

Games & fun

-  **Flash Cards**
Study any subject by creating flashcards to quiz yourself and others.
-  **Personality Quiz**
Craft a personality quiz with different traits and outcomes.
-  **Trivia**
Create your own game show with different questions, topics, and levels of difficulty.

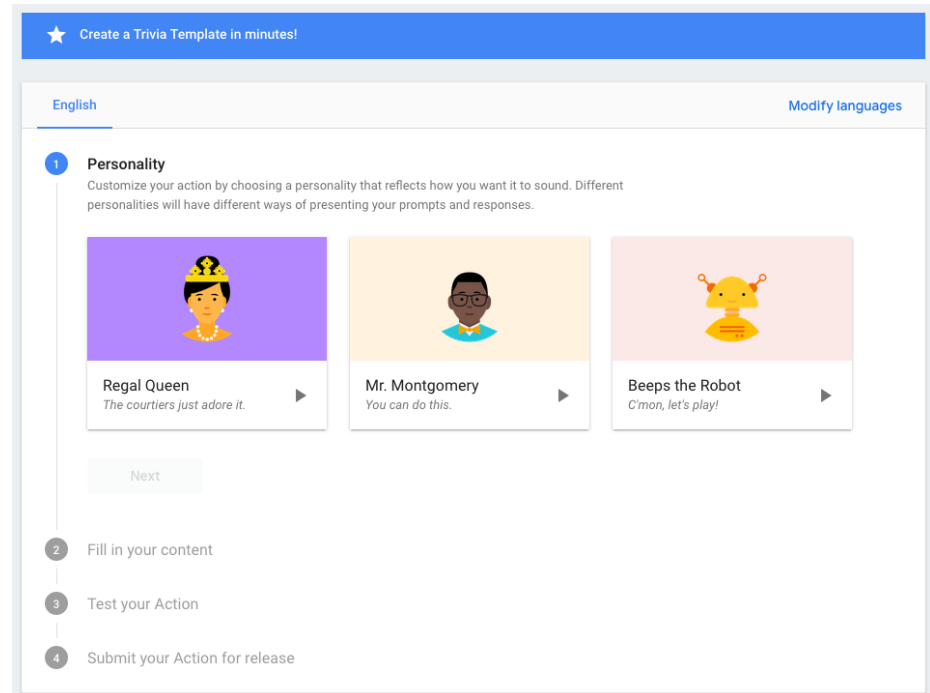
Education & reference

-  **How-to Video**
Create a video tutorial and share your knowledge with the world.



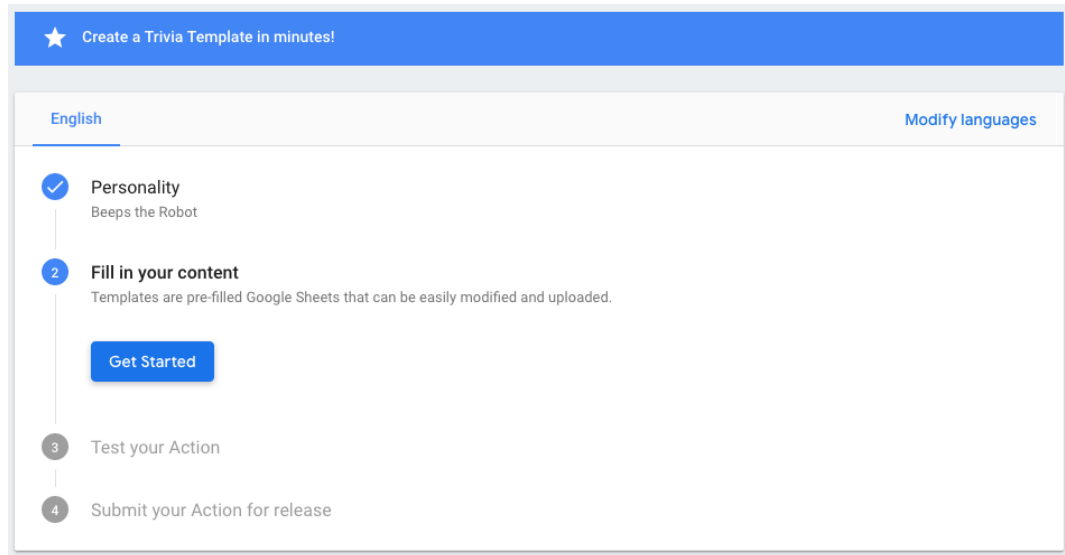
Step 4 – Create a Trivia Template

- Choose a Personality



Step 5 – Fill in Your Content

- Click on Get Started



★ Create a Trivia Template in minutes!

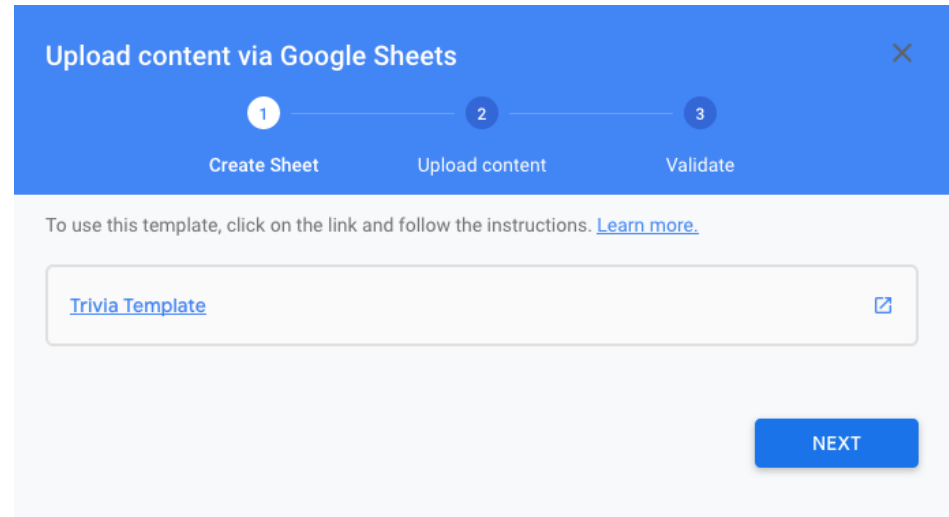
English [Modify languages](#)

- ✓ Personality
Beeps the Robot
- 2 **Fill in your content**
Templates are pre-filled Google Sheets that can be easily modified and uploaded.
[Get Started](#)
- 3 Test your Action
- 4 Submit your Action for release



Step 6 – Download the Trivia Template

- Click on the Little Arrow
- Copy the Google Sheet – Click on “Make a Copy”



Upload content via Google Sheets

1 Create Sheet 2 Upload content 3 Validate

To use this template, click on the link and follow the instructions. [Learn more.](#)

Trivia Template

NEXT

 Google Sheets

Copy document

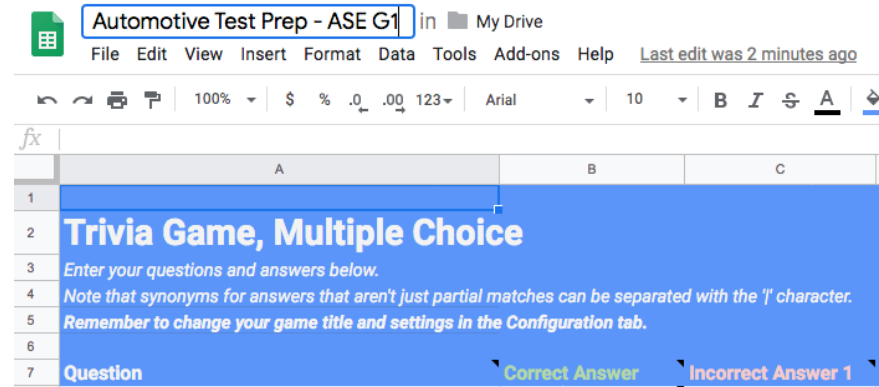
Would you like to make a copy of **Trivia Game Multiple Choice**?

Make a copy

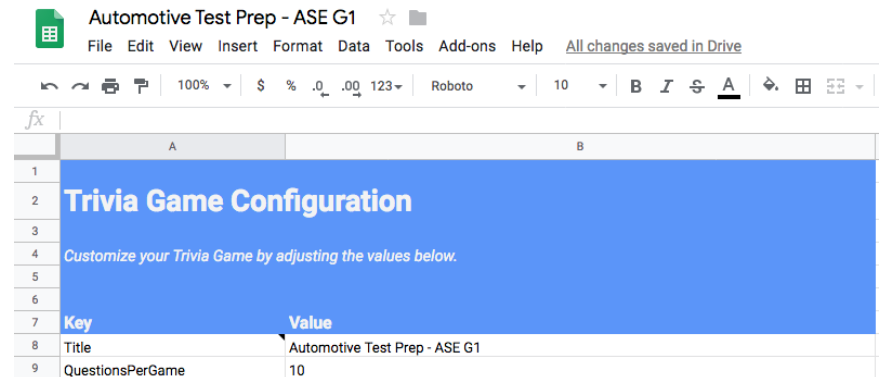


Step 7 – Make the Template Your Own

- Rename the File



- Configure the Template



Step 8 – Add 3rd Incorrect Answer Column

- Insert a Column to the Right and Name it “Incorrect Answer 3”

Trivia Game, Multiple Choice

Enter your questions and answers below.

Note that synonyms for answers that aren't just partial matches can be separated with the "|" character.

Remember to change your game title and settings in the Configuration tab.

Question

Correct Answer

Incorrect Answer 1

Incorrect Answer 2

Incorrect Answer 3

Follow Up



Step 10 – Format Like ASE Tests

- In groups of three, generate one “Tech A/Tech B question and one general multiple choice question. Think of commonly asked questions on the ASE G1 Test.
- Use your own wording. Do not copy questions verbatim from other resources. Be careful not to plagiarize. The old saying “Well it’s for educational use” is not a valid defense.
- See Test Limitations on Next Slide



Test Limitations Using the Trivia Template

- The maximum question length is 200 characters.
- Try not to include complicated or very long words that may be hard for the computer speech to pronounce or users to understand.
- Do not ask two questions such as "How many x are there? What are they?" as a part of one single question.
- The maximum answer length is 25 characters.
- The maximum questions per round is 10 questions.

Source: https://developers.google.com/actions/templates/trivia#configuration_parameters



Test Limitations Using the Trivia Template

- You can add up to 1000 questions per Action.
- Do not include special characters such as "^", ":", "(", ", ")"
- You may include "&", "\$", "#", "@" in your questions and answers.
- If you have abbreviations or mathematical symbols as a part of the question or answer, make sure you test each phrase to hear how the Assistant speaks it and if the speech recognition works.

Source: https://developers.google.com/actions/templates/trivia#configuration_parameters



Review - Creating an Action on Google

- Form of conversation to communicate to your students.
- Create a Google "Action" to help with Chapter and Unit reviews.
- Great for ASE Test Review Questions.



To Get Free eBook Access



Sign-Up on the Sign-In Sheet and I will email you an eBook access code.



Questions?



Contact Information



Get your
FREE review copy
today!

Michael Gray
Rolling Hills Publishing
800-918-READ
www.RollingHillsPublishing.com
www.AutoUpkeep.com
Email: info@autoupkeep.com

LinkedIn – www.Linkedin.com/in/MichaelEGray

Twitter – www.Twitter.com/AutoUpkeep

Videos – www.Video.AutoUpkeep.com

YouTube – www.YouTube.com/AutoUpkeep

Facebook – www.Facebook.com/AutoUpkeep

